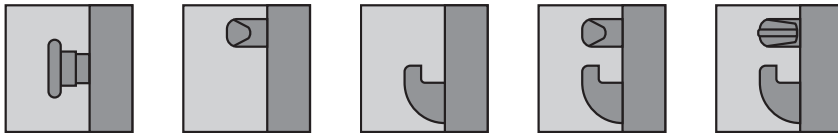


Cleaning and maintenance instructions for KfV multi-point locks, series: AS 2xxx, AS 3xxx, AS 4xxx, AS 8xxx



Similar KfV multi-point lock types can be cleaned and serviced in the same manner.

Cleaning

- Use a soft cloth for the cleaning.
- Never use cleaning agents that are aggressive or contain solvents.

Functional test and maintenance

Check that all moving components are functioning properly once a year.



Please get in touch with your contractual partner if you notice functional disorders or damage.
Repairs may only be carried out by specialists trained and certified for KfV products.



The multi-point lock is equipped with long-term lubrication and is consequently maintenance-free.



However, if a subsequent lubrication should be necessary:

- Use only spray-on grease.
- Do not use lubricants containing solvents or resins.



With the **AS 3600 automatic multi-point lock**, the falling bolts of the auxiliary box must be lubricated with grease once a year.

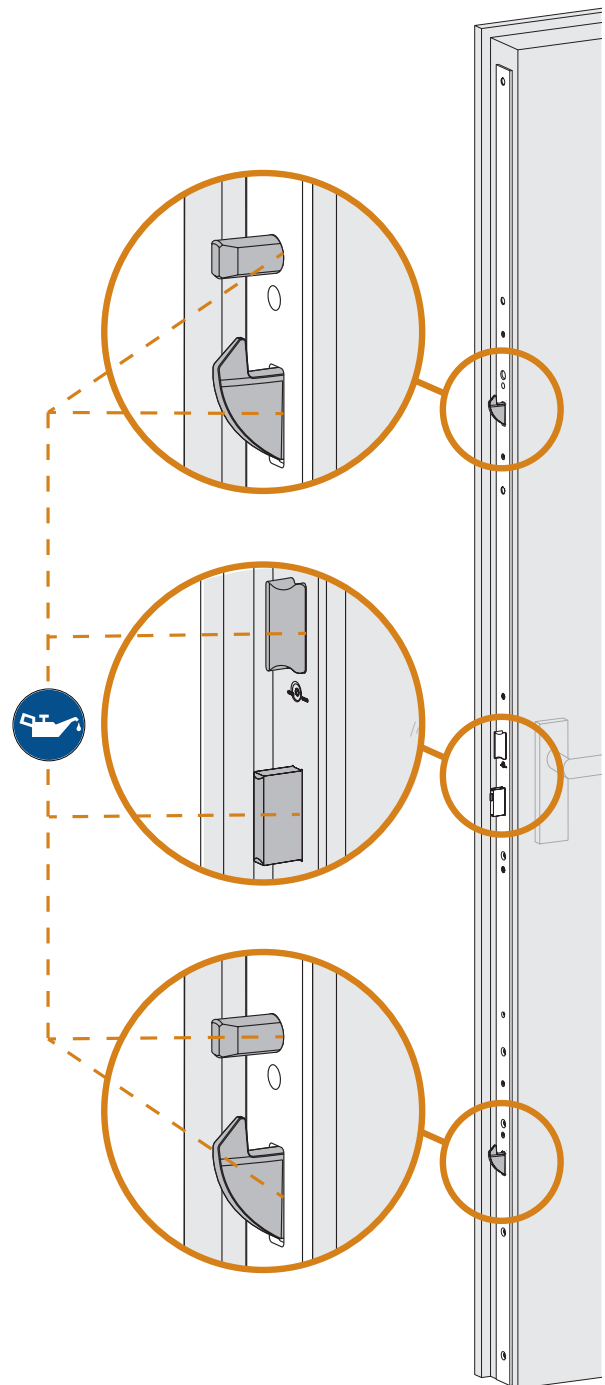


- Only use oil-based PTFE spray H1 for this purpose (e.g. E-COLL).
- Do not use lubricants containing solvents or resins.




You can find further information concerning the warranty in our general terms and conditions of business (AGB), to download at:


www.siegenia.com



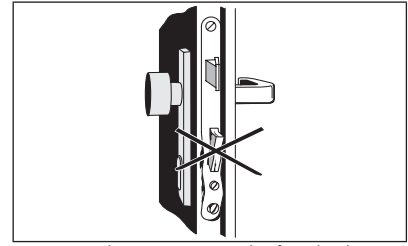
Causes of damage




Once the lock is installed, do not drill through the door.



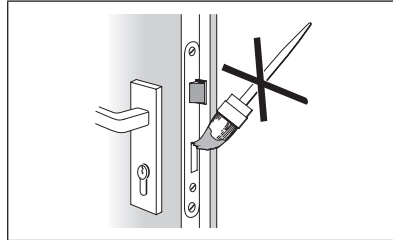
Do not install the spindle using force.



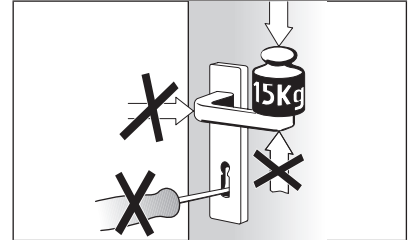
As soon as it becomes apparent that force has been used, the lock must be replaced.



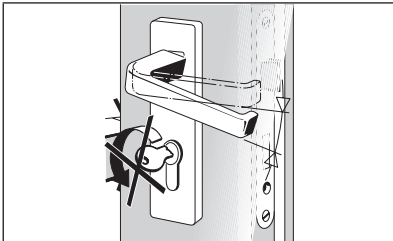
If necessary, lubricate security strikers with a spray-on lubricant.



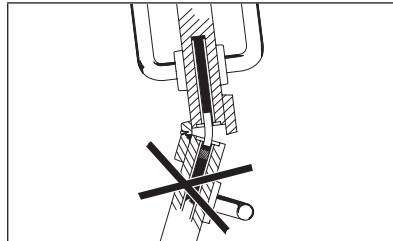
Do not paint security strikers.



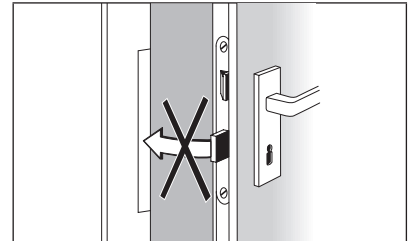
Only apply pressure to the lever handle in the direction of activation.
Max. force 150 N. The lock must be locked only with the associated key.



The lever handle and key must not be operated at the same time.



Double-leaf doors must not be forced open using the inactive sash when locked.



Locking elements must not be misused to hold the door open.

SIEGENIA[®]
brings spaces to life

A company of the SIEGENIA GROUP
KFV Karl Fliether GmbH & Co. KG
Siemensstraße 10
42551 Velbert
GERMANY

Phone: +49 2051 278-0
Fax: +49 2051 278-167
info@siegenia.com
www.siegenia.com



You can find address details for our international sites at: www.siegenia.com

SIEGENIA worldwide:

Austria Phone: +43 6225 8301

Belarus Phone: +375 17 3143988

Benelux Phone: +31 85 4861080

China Phone: +86 316 5998198

France Phone: +33 3 89618131

Germany Phone: +49 271 39310

Great Britain Phone: +44 2476 622000

Hungary Phone: +36 76 500810

Italy Phone: +39 02 9353601

Poland Phone: +48 77 4477700

Russia Phone: +7 495 7211762

South Korea Phone: +82 31 7985590

Switzerland Phone: +41 33 3461010

Turkey Phone: +90 216 5934151

Ukraine Phone: +38 044 4054969

Contact your dealer: